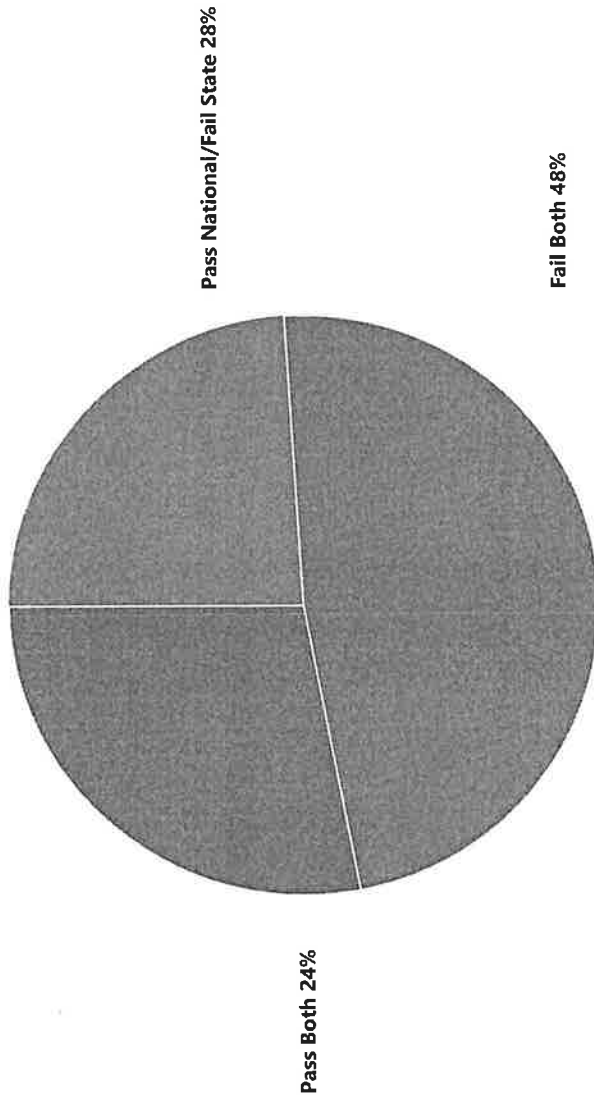




SALESPERSON STATS REPORT April 2024

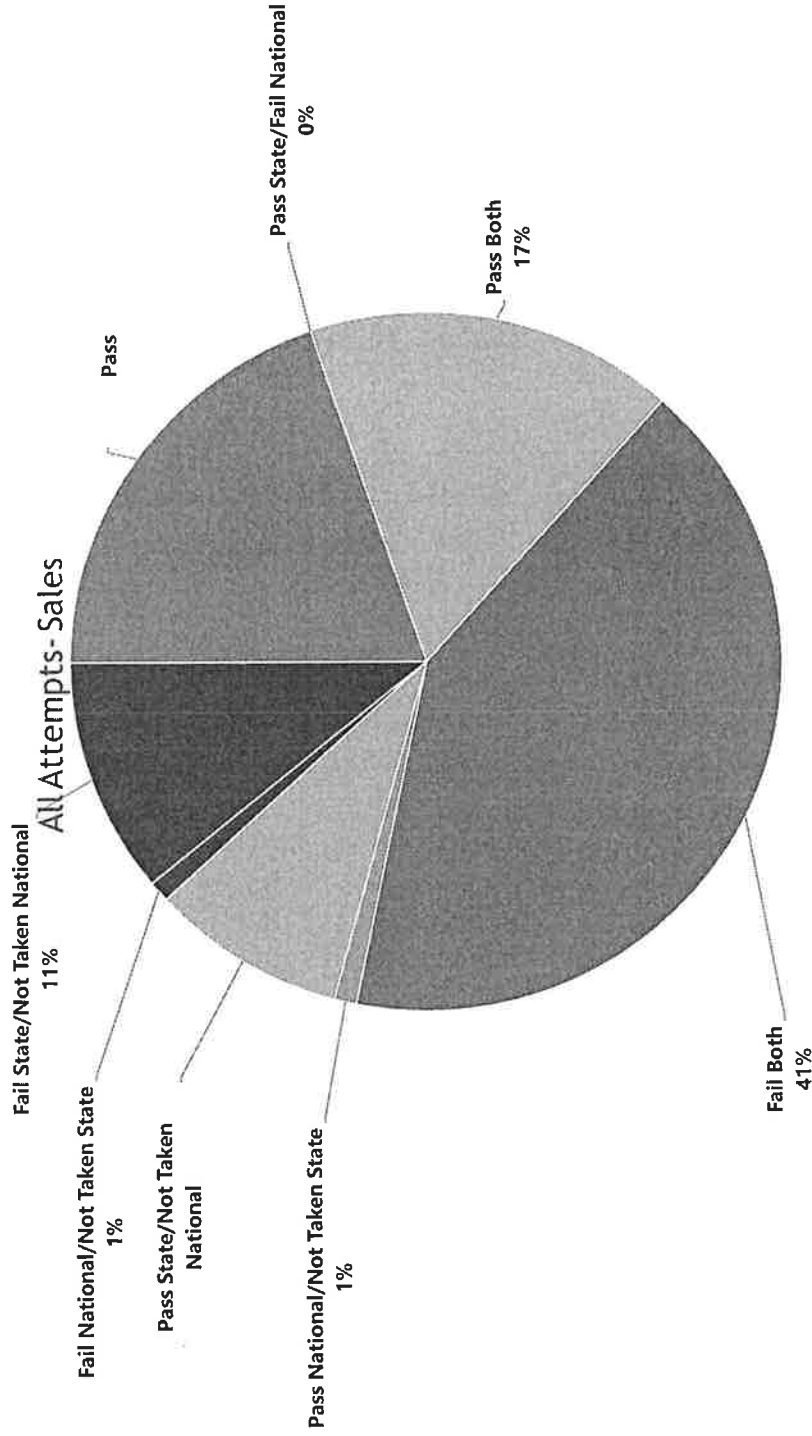
First Time - Sales



Pass National/Fail State	Pass State/Fail National	Pass Both	Fail Both	Grand Total
15	13	26	54	
28%	24%	48%		



# SALESPERSON STATS REPORT April 2024



Pass National/Fail State	Pass State/Fail National	Pass Both	Fail Both	Pass National/Not Taken State	Pass State/Not Taken National	Fail National/Not Taken State	Fail State/Not Taken National	Fail State/Not Taken National	Grand Total	No Of Unique Candidates
19	0	16	41	1	9	1	1	10	97	84
20%	0%	17%	42%	1%	9%	1%	1%	11%		

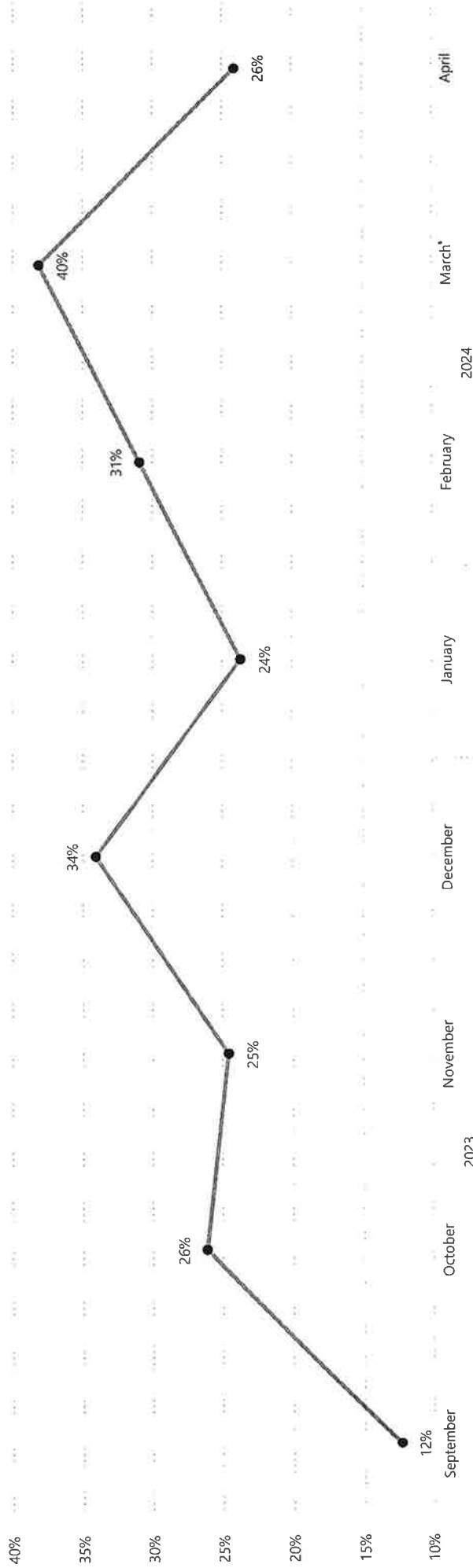


# SALESPERSON STATS REPORT April 2024

## First Time Salesperson Stats

	September 2023	October 2023	November 2023	December 2023	January 2024	February 2024	March 2024	April 2024	Grand Total								
Fail	88%	74%	51	75%	40	66%	31	76%	42	69%	47	60%	24	76%	41	74%	349
Pass	12%	26%	18	25%	13	34%	16	24%	13	31%	21	40%	16	24%	13	26%	120
<b>Grand Total</b>	<b>100%</b>	<b>100%</b>	<b>69</b>	<b>100%</b>	<b>53</b>	<b>100%</b>	<b>47</b>	<b>100%</b>	<b>55</b>	<b>100%</b>	<b>68</b>	<b>100%</b>	<b>40</b>	<b>100%</b>	<b>54</b>	<b>100%</b>	<b>467</b>

### First Time Salesperson Pass Both Graph





## SALESPERSON STATS REPORT April 2024

### NE Real EstateSalesperson

Test Center Name	Test Center City	Total Appointments	Total Delivered
Central Community College-47948	Hastings	3	3
McCook Community College-200049363	McCook	1	1
Metropolitan Community College-70233	Omaha	15	15
Mid-Plains Community College Area-48206	North Platte	1	1
Northeast Community College-53419	Norfolk	2	2
Northeastern Junior College-50510	Sterling	1	1
Pearson Professional Centers-Lincoln NE-47061	Lincoln	4	4
Pearson Professional Centers-North Platte NE-47178	North Platte	2	2
Pearson Professional Centers-Omaha NE-47063	Omaha	30	30
Pearson Professional Centers-Sioux City IA-47011	Sioux City	3	3
Southeast Community College - Lincoln-48433	Lincoln	30	30
Western Iowa Tech Community College-200049006	Sioux City	3	3
Western Nebraska Community College-50767	Scottsbluff	2	2
<b>Total</b>		<b>97</b>	<b>97</b>

### Passing Candidate % By Attempt

Attempt	1	2	3	4	5	6	10	12	13	Total								
Fail	41	76%	15	60%	5	100%	3	75%	4	80%	1	100%	1	100%	1	100%	72	74%
Pass	13	24%	10	40%	0	1	25%	1	20%	0	0	0	0	0	0	0	25	26%
<b>Total</b>	<b>54</b>	<b>100%</b>	<b>25</b>	<b>100%</b>	<b>5</b>	<b>100%</b>	<b>4</b>	<b>100%</b>	<b>5</b>	<b>100%</b>	<b>1</b>	<b>100%</b>	<b>1</b>	<b>100%</b>	<b>1</b>	<b>100%</b>	<b>97</b>	<b>100%</b>

## Broker Statistics April 2024

7 Test Takers engaged in a total of 8 Broker Exams during the month of April; 5 passed

No of Takers	Pass Both	Pass National	Pass State	Fail National	Fail State
7	5	7	5	1	3

4 First Time Test Takers, 3 passed, 75%

First Time Takers	Pass Both	Pass National	Pass State	Fail National	Fail State
4	3	3	3	1	1



# Broker Statistics April 2024

Year	Month	No of First Time Takers	Passed Both	Passed Both %
2023	April	3	2	67%
2023	May	3	0	0%
2023	June	2	2	100%
2023	July	2	2	100%
2023	August	1	0	0%
2023	September	4	2	50%
2023	October	5	4	80%
2023	November	8	4	50%
2023	December	4	4	100%
2024	January	5	1	20%
2024	February	7	3	43%
2024	March	3	1	33%
2024	April	4	3	75%
<b>Total</b>		<b>51</b>	<b>28</b>	<b>55%</b>

First Time Test Takers

